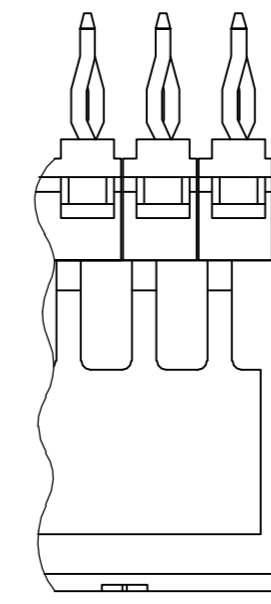
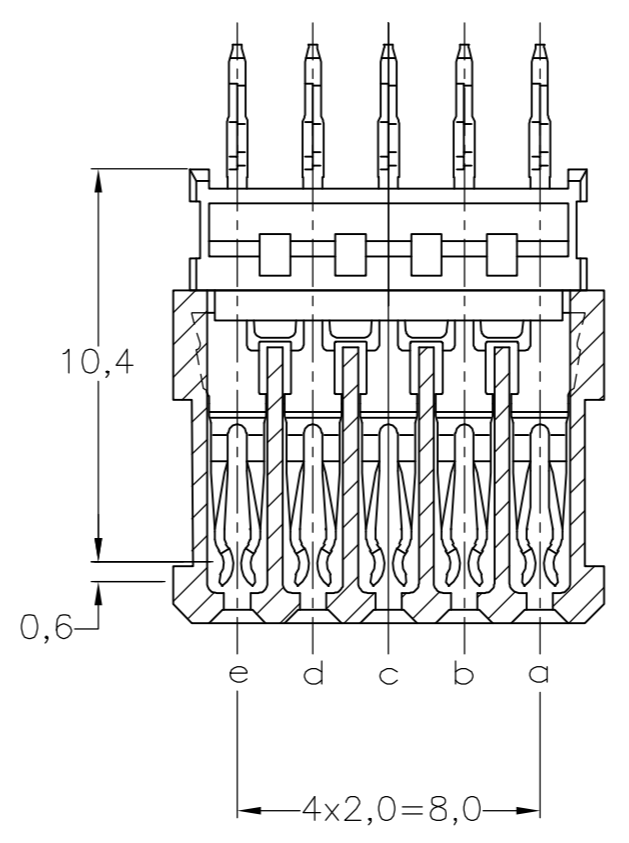
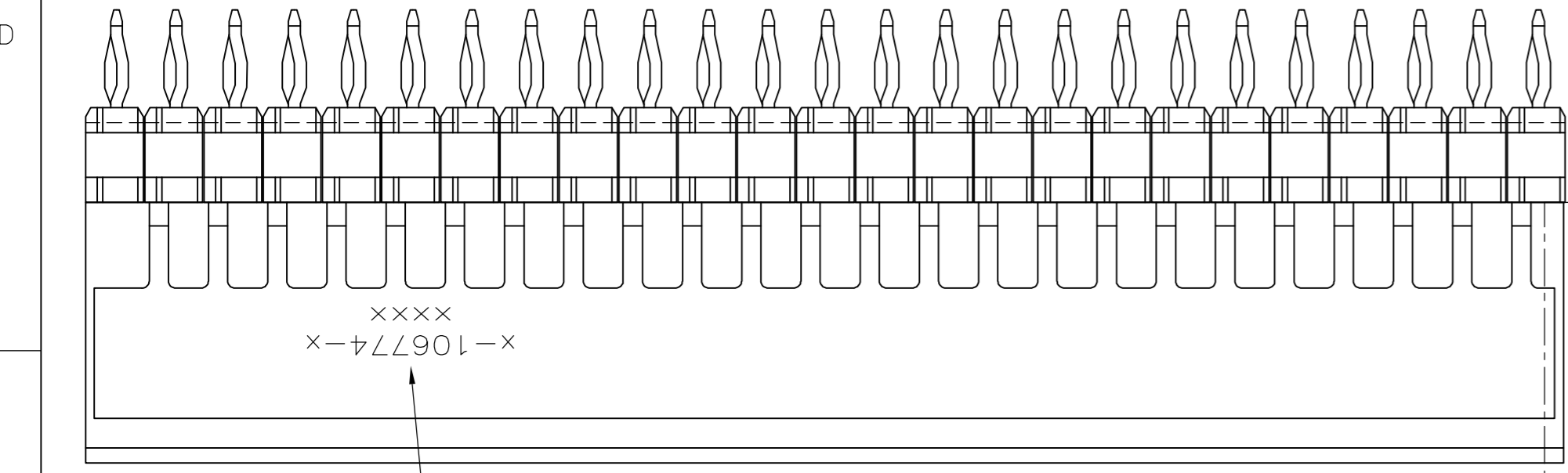
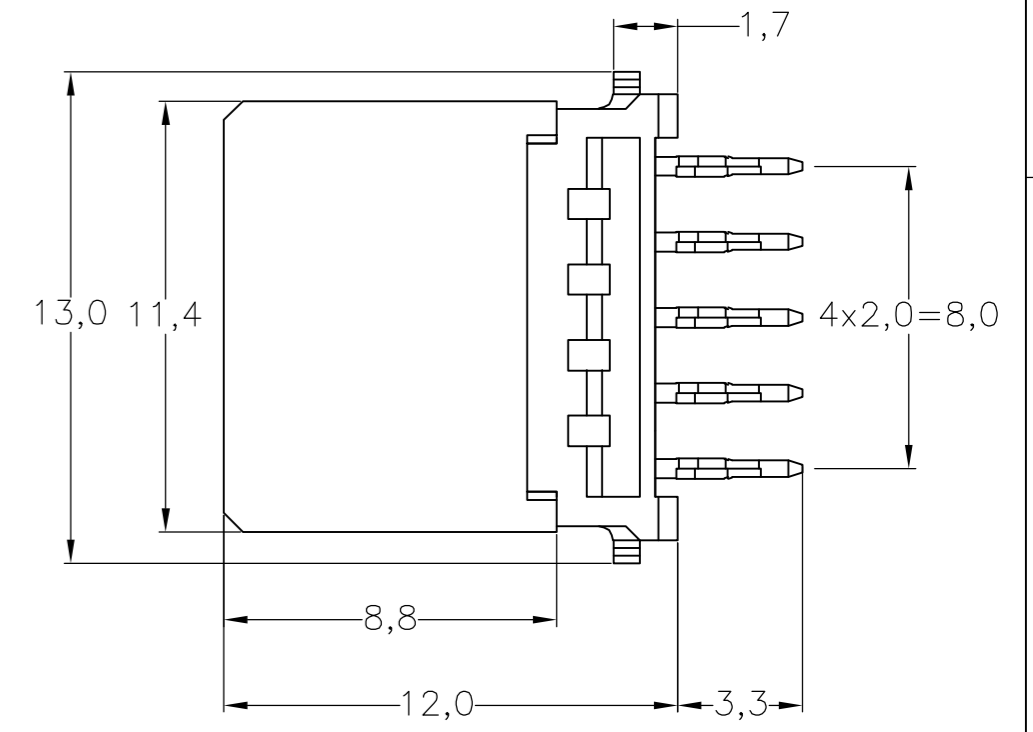

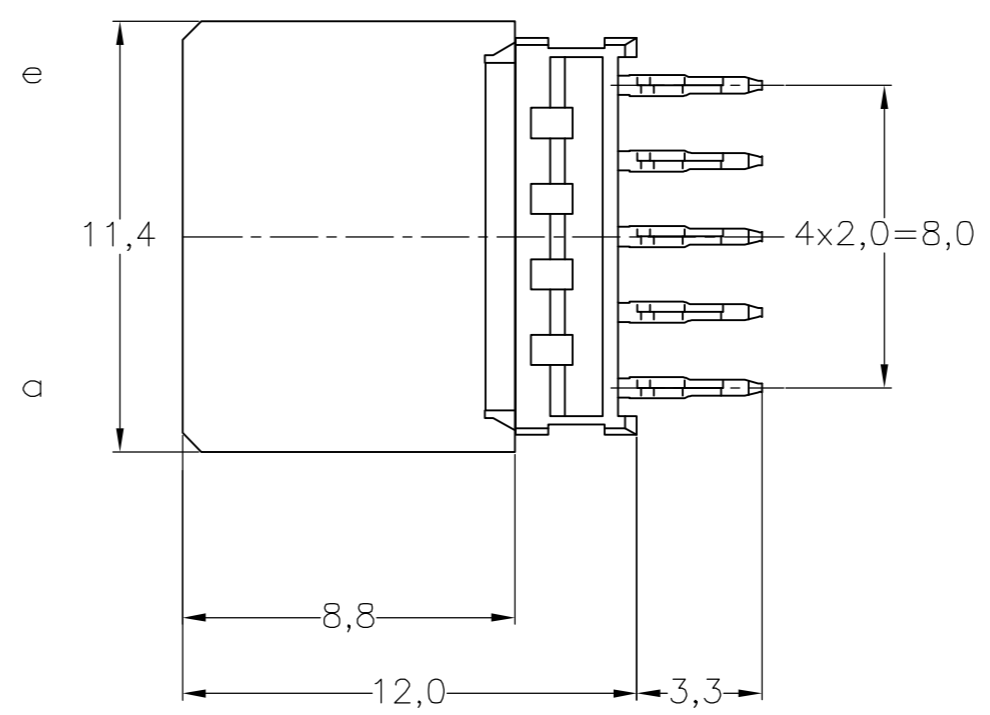
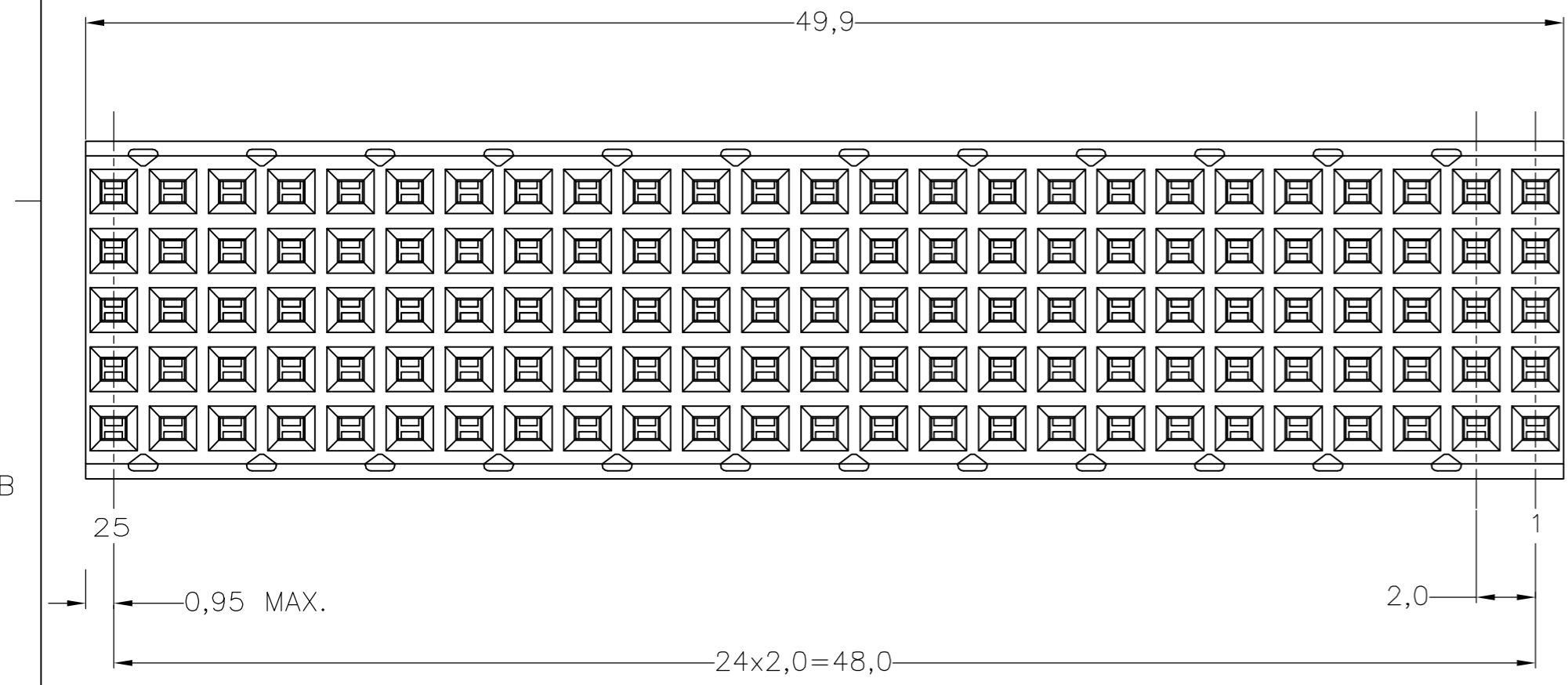


THIS DRAWING IS UNPUBLISHED. RELEASED FOR PUBLICATION
 © COPYRIGHT BY TYCO ELECTRONICS CORPORATION. ALL RIGHTS RESERVED.

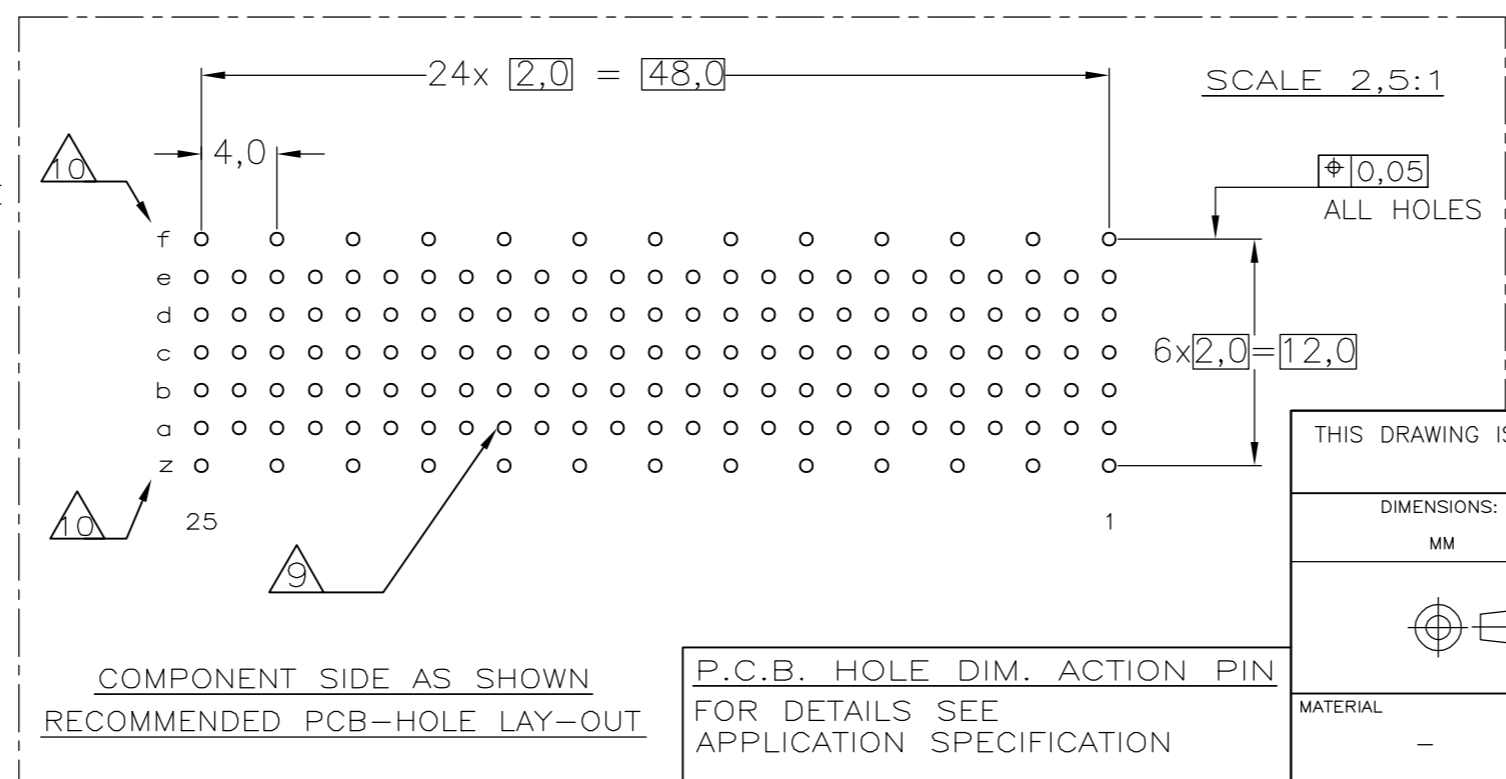
Loc	DIST	REVISIONS			
P	LTR	DESCRIPTION	DATE	DWN	APVD
	K	EHC0-0195-04	18-05-04	DvdB	BM
	L	EH10-0680-05	31-05-05	BSV	BM
	L1	ECR-06-002635	07-02-06	BSV	BM



ALTERNATE FORM



- NOTES:
- 1 MATERIAL CONTACT: PHOSPHORBRONZE
MATERIAL HOUSING: GLASSFILLED POLYESTER
UL-RATING 94VO (GRAY).
 - 2 GENERAL PLATING SPECIFICATION: UNDERPLATING (ENTIRE CONTACT): 1,27µm NICKEL MIN. AND ACTION PIN: 0,5µm TIN-LEAD MIN.
FOR PLATING OF MATING SURFACES SEE APPLICABLE SPECIFICATION REFERENCE FOR EACH DASH NUMBER.
 - 3 CONFORMS TO ALL TESTING ACCORDING IEC 61076-4-101 PERFORMANCE LEVEL 2.
 - 4 CONFORMS TO ALL TESTING ACCORDING IEC 61076-4-101 PERFORMANCE LEVEL 1.
 - 5 CONNECTOR TESTED AND QUALIFIED AGAINST TELCORDIA GR-1217-CORE QUALITY LEVEL III, CENTRAL OFFICE APPLICATIONS.
 - 6 CONNECTOR TESTED AND QUALIFIED AGAINST TELCORDIA GR-1217-CORE QUALITY LEVEL III, UNCONTROLLED ENVIRONMENT APPLICATIONS.
 - 7 CONNECTOR LUBRICATED WITH TELCORDIA APPROVED LUBRICANT.
 - 8 CONNECTOR PRINTED WITH PARTNUMBER AND DATECODE.
 - 9 PLATED-THROUGH HOLES AT 2x2mm SQUARE GRID (125 HOLES).
 - 10 HOLES IN ROW f AND z FOR POSSIBLE FUTURE USE OF GROUND RETURN SHIELD. (SHIELDS NOT YET TOOLED)



P.C.B. HOLE DIM. ACTION PIN
 FOR DETAILS SEE APPLICATION SPECIFICATION

THIS DRAWING IS A CONTROLLED DOCUMENT.

DIMENSIONS:	TOLERANCES UNLESS OTHERWISE SPECIFIED:
MM	0 PLC ± -
	1 PLC ± -
	2 PLC ± -
	3 PLC ± -
	4 PLC ± -
	ANGLES ± -
MATERIAL	FINISH
-	-

DWN	-	NAME	-
CHK	-	PRODUCT SPEC	108-19082
APVD	-	APPLICATION SPEC	114-19029
WEIGHT	-	SCALE	NTS
CUSTOMER DRAWING	-	SHEET	1 OF 1
REV	L1	RESTRICTED TO	-

FINISH	MATERIAL	PARTNUMBER
△△△	△	1-106774-9
△△△	△	106774-9
△△△	△	106774-4
△△△	△	106774-1

tyco Tyco Electronics Corporation
Electronics s-Hertogenbosch, Netherlands,
 Z-PACK 2MM HM TYPE B
 125 POS. VERTICAL FEMALE
 CONNECTOR ASSEMBLY

SIZE	CAGE CODE	DRAWING NO	RESTRICTED TO
A2	00779	C=106774	-